




# Designed to perform and built to last.

## EASYMOUNT WIDE FORMAT SYSTEMS



RELIABILITY

QUALITY

PERFORMANCE

DESIGN

SPEED

INNOVATION

EASE

SUPPORT

Easymount® laminators are designed to perform and built to last.

Their advanced features allow you to laminate, mount and encapsulate too.

Designed in-house by us, the Easymount® range gives your business extra capacity by allowing you to offer your customers a complete service that you previously had to outsource.



▲ EM-1600SH

# Easymount gives you the flexibility and versat

## Cost effectiveness

The versatility of Easymount® laminators makes them incredibly cost-effective, meaning you can now truly offer a one-stop shop for print and finishing.

The range includes everything from entry-level models for those still finishing jobs by hand, to professional heavy-duty models that will cope with every application all day, everyday.

## Lamination in depth, control in abundance

The range of Easymount® laminators covers every job you need.

As they're designed in-house by our experts, we can make sure that everything about them is aimed at helping you to do that job more efficiently, more cost-effectively and more reliably.



▲ EM-1600SH Rear View





### ◀ Get stuck in

You can apply more than just laminates – the Easymount® range allows you to also lay down application tapes and vinyls, removing the need for squeegeeing by hand.

The feed table also lifts up, making it easier to load rolls of material, increasing effectiveness and minimising hassle.

### ▶ Fingertip control

Our exclusive patented multilingual control panel is simple and very easy-to-use.

It's available in English, French, German, Spanish and Italian.

Anyone can use it with the minimum of training, and it allows you to take complete control.

Whatever you need, you can achieve with absolute accuracy, quickly and easily.



ility you need.



### ▶ Easymount by name, Easymount by nature

Designed for simple, high quality results in a matter of minutes with the minimum of fuss and training.

They're also extremely efficient – our patented pressure gauge handle ensures that you choose the correct setting every time quickly and easily.

Anyone can quickly operate an Easymount®.

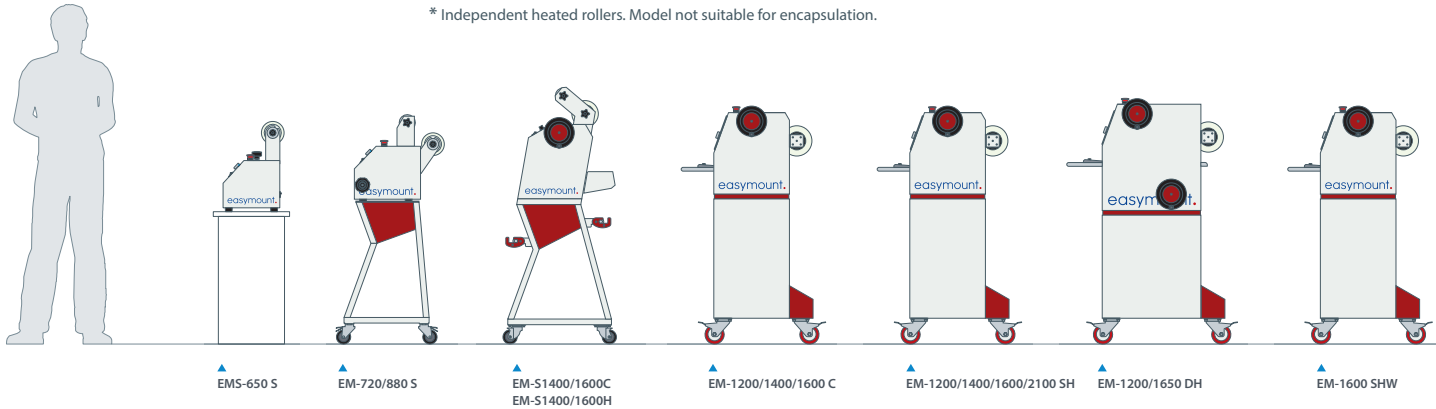


### ▶ Covering every angle

When you are preparing a longer run, the optional take-up unit enables you to work with reel-to-reel lamination, saving time and making it more efficient, too.

“ My Easymount has transformed my business. I can finish the job when I’m ready, without having to call on a specialist finisher. ”

- large diameter rollers
- solid heavy duty construction
- magic eye safety feature



## Series quick selector

Model suffix - Eg. EM-1600 DH

| Code    | Maximum Film Width | Sign | Cold | Single Hot | Double Hot | SHW   |
|---------|--------------------|------|------|------------|------------|-------|
| EMS-650 | 650mm              | S    | -    | -          | -          | -     |
| EM-720  | 720mm              | S    | -    | -          | -          | -     |
| EM-880  | 880mm              | S    | -    | -          | -          | -     |
| EM-1200 | 1200mm             | -    | C    | SH         | DH         | -     |
| EM-1400 | 1400mm             | S    | C    | SH         | -          | -     |
| EM-1600 | 1600mm             | S    | C    | SH         | -          | SHW * |
| EM-1650 | 1650mm             | -    | -    | -          | DH         | -     |
| EM-2100 | 2100mm             | -    | -    | SH         | -          | -     |

\* Independent heated rollers. Model not suitable for encapsulation.

## Specifications

|  | Sign 650 | Sign 720/880 | Sign Cold 1400/1600 | Sign Hot 1400/1600 | Cold 1200/1400/1600 | Single Hot 1200/1400/1600/2100 | Double Hot 1200/1650 | SHW 1600      |
|--|----------|--------------|---------------------|--------------------|---------------------|--------------------------------|----------------------|---------------|
| Laminating Speed (m/min)                 | 5        | 3            | 5                   | 5                  | 6                   | 6                              | 3.9                  | 6             |
| Max Width (mm)                           | 650      | 720/880      | 1420/1620           | 1420/1620          | 1200/1400/1600      | 1200/1400/1600/2100            | 1200/1650            | 1600          |
| Mounting Thickness (mm)                  | 15       | 15           | 25                  | 25                 | 25                  | 25                             | 25                   | 25            |
| Roller Diameter (mm)                     | 65       | 70           | 130                 | 130                | 112/112/130         | 112/112/130/130                | 112/130              | 130           |
| Warm-up Time (mins)                      | -        | -            | -                   | 10                 | -                   | 10                             | 15                   | 15            |
| Hot Roller Heater System                 | -        | -            | -                   | Infrared           | -                   | Internal Infrared              | Int. Infrared        | Int. Infrared |
| Laminating Temperature Range (°C)        | -        | -            | -                   | 0-45               | -                   | 0-60                           | 0-130                | 0-130         |
| Control Panel                            | LED      | LED          | LED                 | LED                | Digital             | Digital                        | Digital              | Digital       |
| Pressure Adjustment                      | Manual   | Manual       | Manual              | Manual             | Manual/Gauge        | Manual/Gauge                   | Man./Gauge           | Man./Gauge    |
| Film Core (mm)                           | 77       | 77           | 77                  | 77                 | 77                  | 77                             | 77                   | 77            |
| Power Supply AC (V)                      | 220/240  | 220/240      | 220/240             | 220/240            | 220/240             | 220/240                        | 220/240              | 220/240       |
| Power Supply Required (Amps)             | 13       | 13           | 13                  | 13                 | 13                  | 13                             | 32                   | 32            |
| Power Consumption (W)                    | 50       | 50           | 38                  | 1000/1200          | 50                  | 970/1310/1500/1800             | 3950/5150            | 5000          |
| Overall Dimensions - Width (mm)          | 850      | 940/1100     | 1846/2046           | 1846/2046          | 1790/1990/2190      | 1790/1990/2190/2650            | 1700/2170            | 1990          |
| Overall Dimensions - Depth x Height (mm) | 300x470  | 650x1250     | 550x1365            | 550x1365           | 650x1255            | 650x1255                       | 785x1255             | 650x1255      |
| Gross Machine Weight (kg)                | 33       | 65/75        | 136/156             | 136/156            | 185/210/245         | 185/210/245/280                | 270/365              | 205           |
| Warranty                                 | 1 year   | 1 year       | 1 year              | 1 year             | 1 year              | 1 year                         | 1 year               | 1 year        |

“ Having our own laminator on-site is so much more cost-effective than outsourcing. ”

## Accessories

|                     | Sign | Sign Cold / Hot | Cold | Single Hot | Double Hot | SHW |
|---------------------|------|-----------------|------|------------|------------|-----|
| Additional Mandrels | -    | •               | •    | •          | •          | •   |
| Take-up Unit        | -    | S               | •    | •          | •          | •   |
| Dust Cover          | -    | -               | S    | S          | S          | S   |

• Yes - No S Standard

CONTROL

FRESH

EFFECTIVENESS




▲ EM-S1600H



▲ EM-880

### Catering for every taste ▶

The Easymount® range allows you to laminate a whole range of jobs you previously had to outsource. So you can laminate shop signs, exhibition stands, roll-up banners and vehicle wraps – you can even mount on Foamex board up to 25mm thickness – in-house with ease.



# lity you need to get the job completed.



▲ EM-2100SH

### Up to 2100mm wide

You've invested in a new wide-format printer for your business. For outdoor signage, display graphics and vehicle wraps, you'll need a wide-format laminator to protect your print.

The range goes up to 2100mm, so no matter what you print, Easymount® has you covered.



Premium Brand Laminating Supplies

“ It’s true that they provide excellent machines, but their supplies are also second to none. Whatever you need, they’ll get it to you. ”

- Boss® premium brand pressure sensitive range
- various finishes available:  
Gloss  
Crystal Matt  
Semi-Matt (lustre)  
Sandtex  
Anti Graffiti
- 3" core
- 100m rolls

## BOSS pressure sensitive films

Film Finishes

| Roll Width | Roll Length | Mount | Gloss | Crystal Matt | Flat Matt | Semi-Matt (lustre) | Sandtex | Anti-Graffiti |
|------------|-------------|-------|-------|--------------|-----------|--------------------|---------|---------------|
| 650mm      | 50m         | •     | •     | •            | •         | •                  | -       | -             |
| 880mm      | 100m        | S     | •     | •            | •         | •                  | •       | -             |
| 1040mm     | 100m        | •     | •     | •            | •         | •                  | -       | -             |
| 1300mm     | 100m        | •     | •     | •            | •         | •                  | -       | •             |
| 1370mm     | 100m        | -     | •     | •            | •         | •                  | -       | -             |
| 1520mm     | 50m         | •     | •     | •            | •         | •                  | -       | •             |

• Yes - No S Special order Non-exhaustive list. Consult us for full stock and availability.

### A cut above the rest ▶

Why waste film when we can provide you with custom rolls?  
Our film supplies can be tailored – literally – to suit your specific needs with the ability to log cut bespoke roll widths to your specifications.



MATRIX SINGLE SIDED SYSTEMS



EASYMOUNT WIDE FORMAT SYSTEMS



MAGNUM BINDING SYSTEMS



MAGNUM CREASING SYSTEMS



LINEA ENCAPSULATION SYSTEMS



PEAK POUCH LAMINATING SYSTEMS



TRIMFAST TRIMMING & CUTTING SYSTEMS



BOSS FILM SUPPLIES

We design and manufacture a wide range of laminating systems, specialising in function, style and reliability.

For years, we have been leading the field with our innovative product development, successfully building our brands and customer relationships that help us to introduce unique products in the marketplace.

So if you're looking to improve your finishing, start by calling us.